

# USAID Program for Advancing Supply Chain Outcomes (PASCO)

## 3PL Factsheet

October 2024







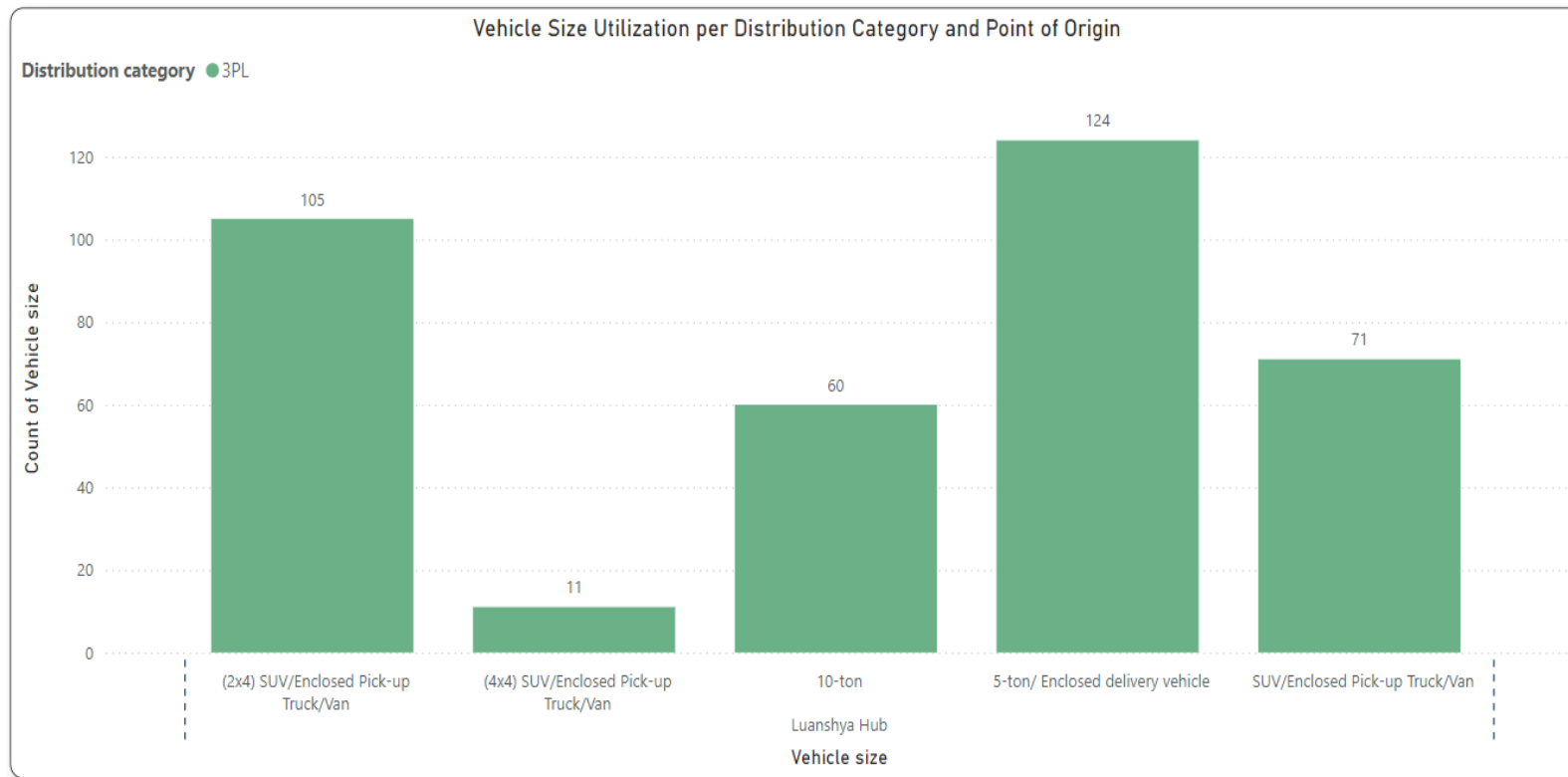
# PASCO Coverage from Luanshya Hub

Zone #	Origin / Point of Dispatch	Destination / Recipient	Number of drop-off points (Hubs, DHOs, Health Facilities)
1	ZAMMSA Luanshya Hub	Direct and multi-drop destinations to district health offices and health facilities in/near Copperbelt Province.	332 destination



*A ZAMMSA dispatch officer, 3PL staff, and a security officer inspect health commodities at the ZAMMSA dispatch bay before loading onto a 3PL truck.*

# Vehicle size utilization - Luanshya hub (Oct 2023 – Sept 2024)



- Vehicle size requirements differ per province or hub (ranging from SUVs to 15 tons) due to the variety of terrain.
- Most vehicles used at Luanshya hub were SUVs - 187, followed by 5-ton trucks - 124 trucks, 10-ton trucks – 60.

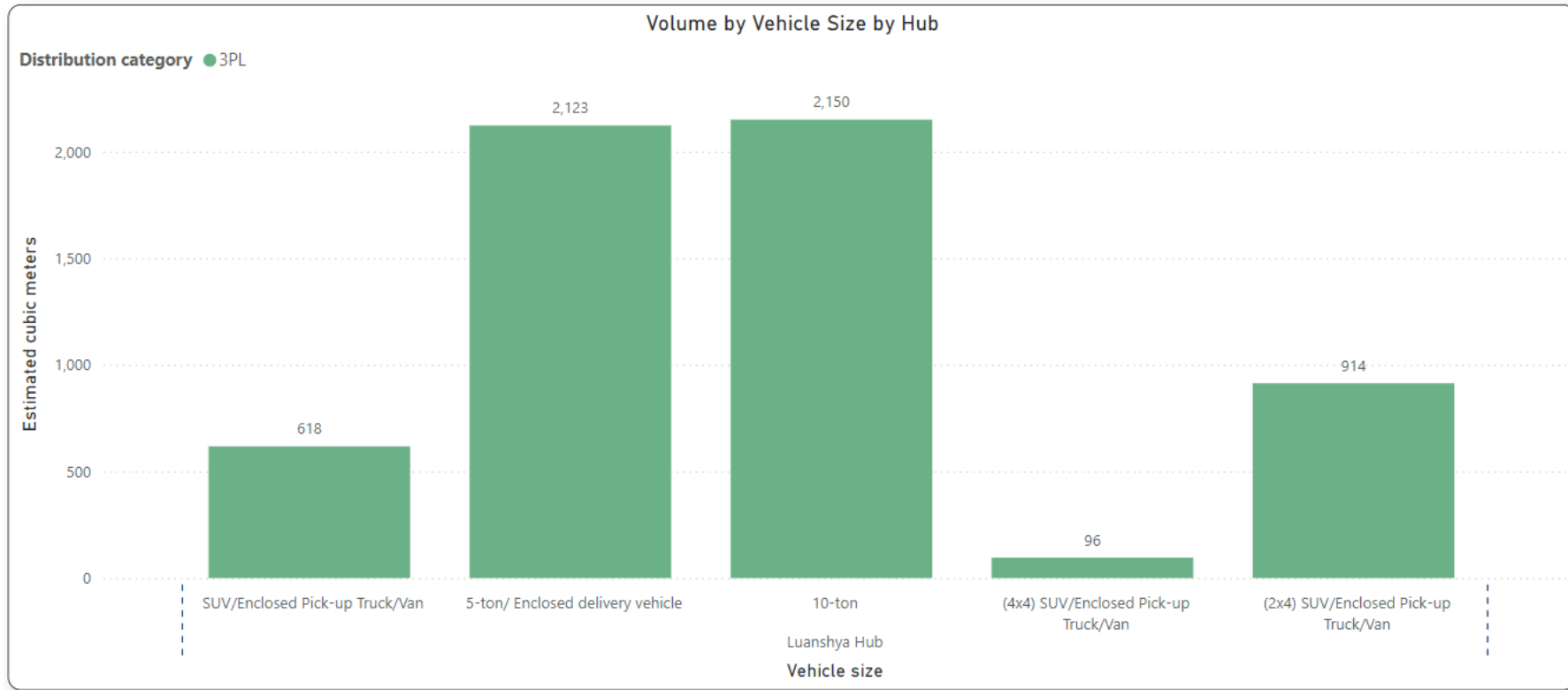
**As per WHO standards, insulated containerized vehicles must be used for the transportation of health commodities.**

## Average vehicle size utilization for Luanshya Hub (Oct 2023 – Sept 2024)

Hub Name	Vehicle Type	Average Monthly Vehicle Size Utilization	Average Weekly Vehicle Size Utilization*
Luanshya	SUV	16	4
	5 ton	10	3
	10 ton	5	1

\*Depending on several factors, including the distribution loading plan, the terrain, and the season (time of the year), the same vehicle may be used multiple times to conduct last-mile deliveries.

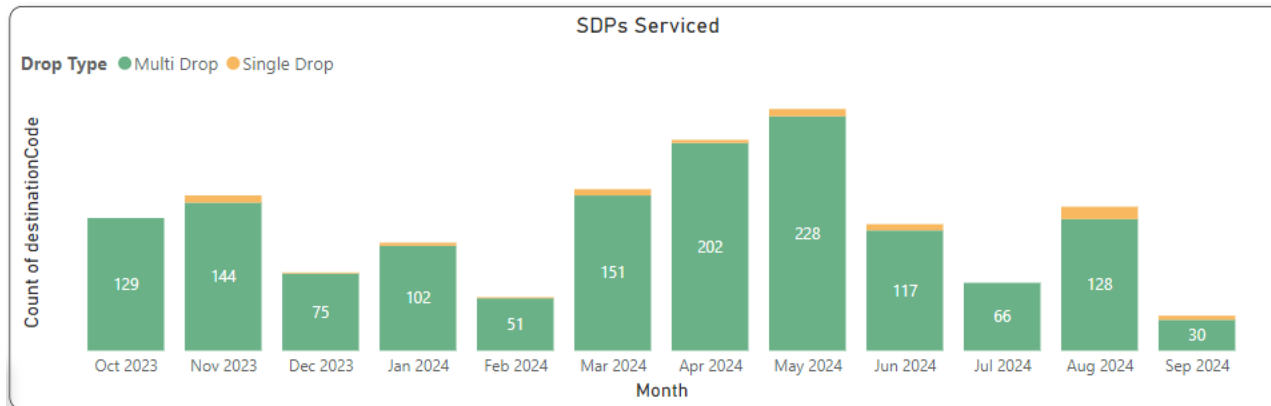
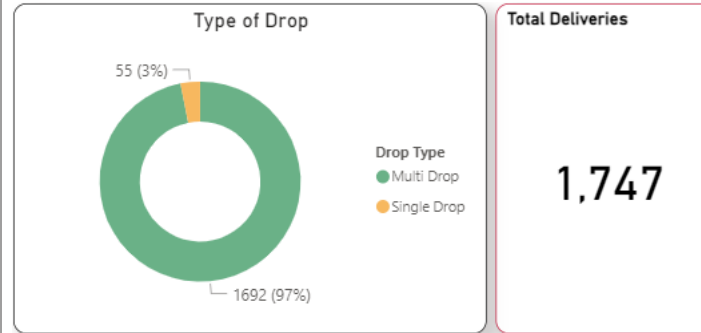
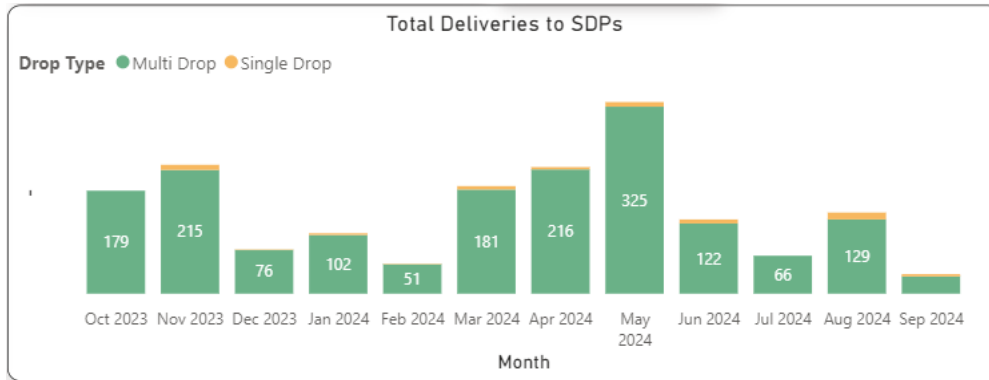
# Estimated cubic meters by vehicle type for Luanshya Hub (Oct 2023 – Sept 2024)



## Average estimated cubic meters by vehicle size – Luanshya Hub (Oct 2023 – Sept 2024)

Hub Name	Vehicle Type	Average Monthly Estimated Cubic Meters	Average Weekly Estimated Cubic Meters
Luanshya Hub	SUV/Enclosed Pick-up Truck/Van	136	34
	5-ton/ Enclosed delivery vehicle	177	44
	10-ton	179	45

# Deliveries by type of drop and SDPs reached Oct 2023 – Sept 2024



SDPs Receiving Deliveries

327

SDPs Served More Than Once

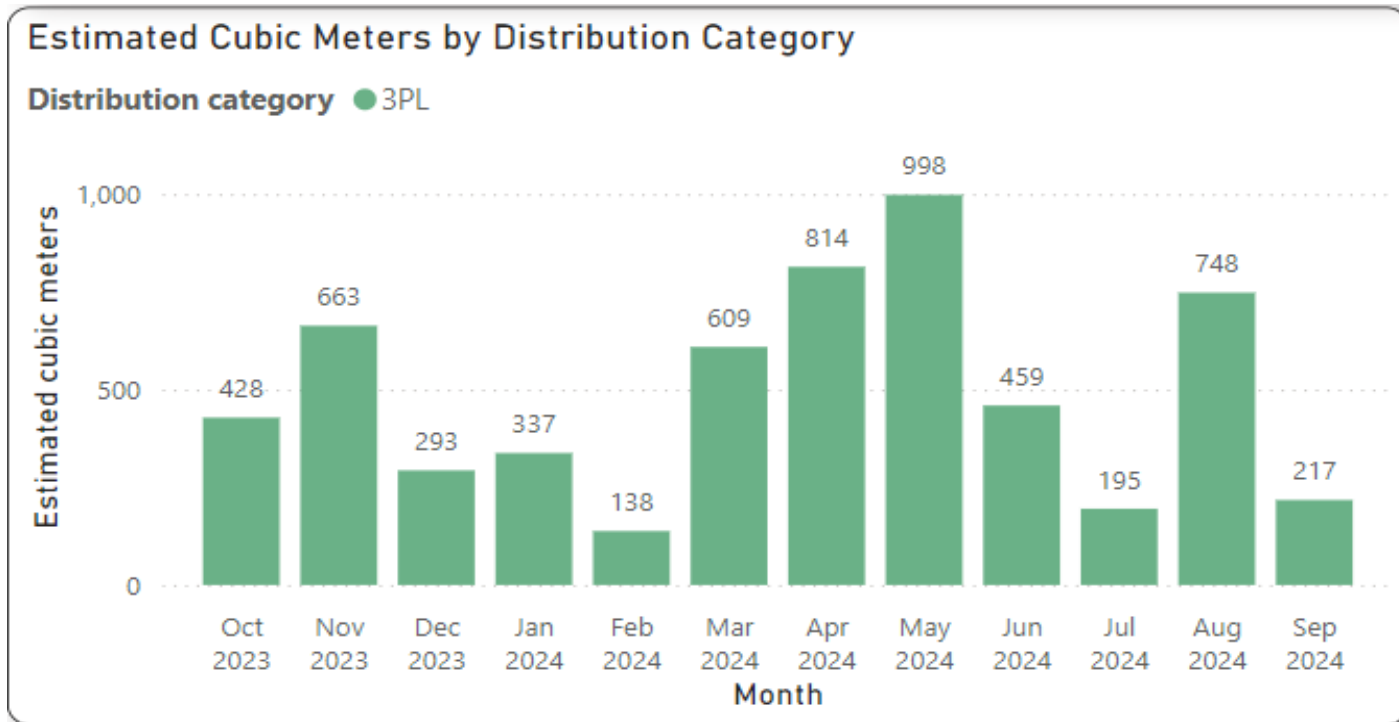
301

1,747 total deliveries were made at Luanshya hub between Oct 2023 – Sept 2024. Of the total deliveries, the majority were multi-drop.

- We observed an average of 146 delivery drops per month equating to 36 deliveries per week.
- An average of 27 facilities were visited monthly, equating to 7 SDPs per week during the reporting period.

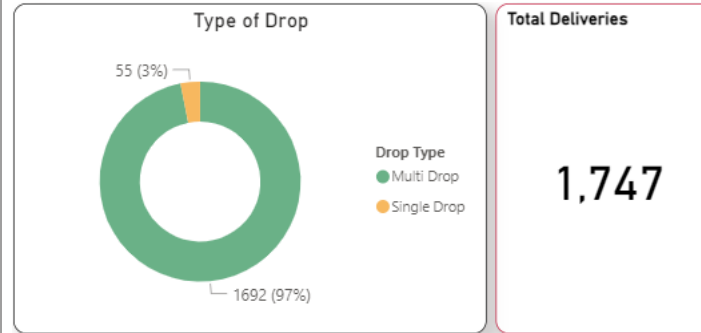
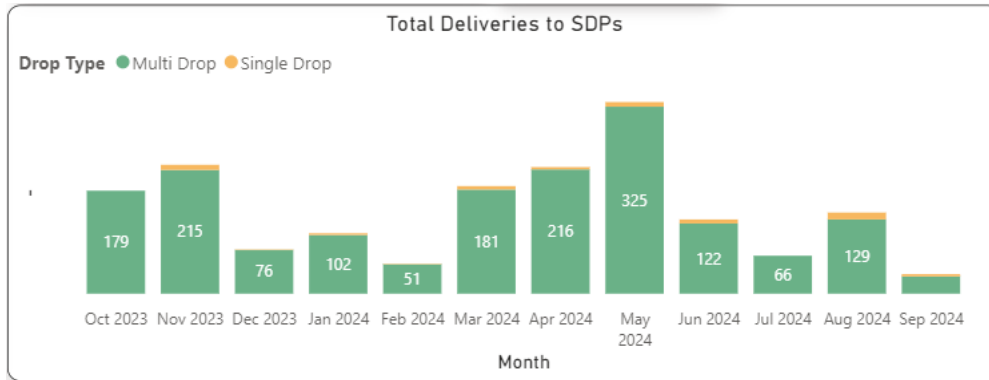


# Estimated cubic meters distribution, Luanshya Hub Oct 2023 – Sept 2024



- 3PL distributed 5,900 cubic meters of commodities from Luanshya hub between Oct 2023 – Sept 2024.
- We observed an average monthly volume of 492 cubic meters, which equates to 123 cubic meters per week.

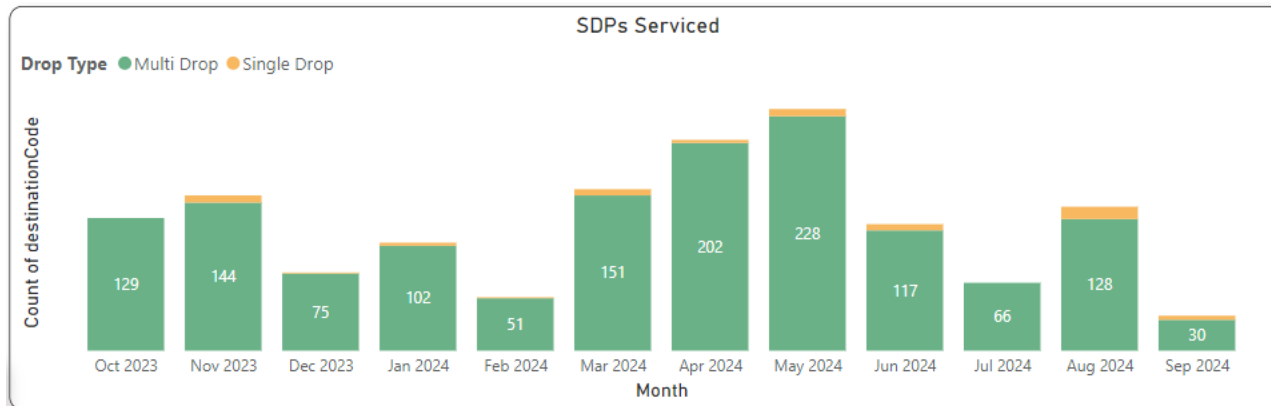
# Deliveries by type of drop and SDPs reached - Luanshya



**Total Deliveries**  
**1,747**

- 1,747 deliveries were made by Luanshya hub between Oct 2023 – Sept 2024.

- We observed an average of 146 delivery drops per month.



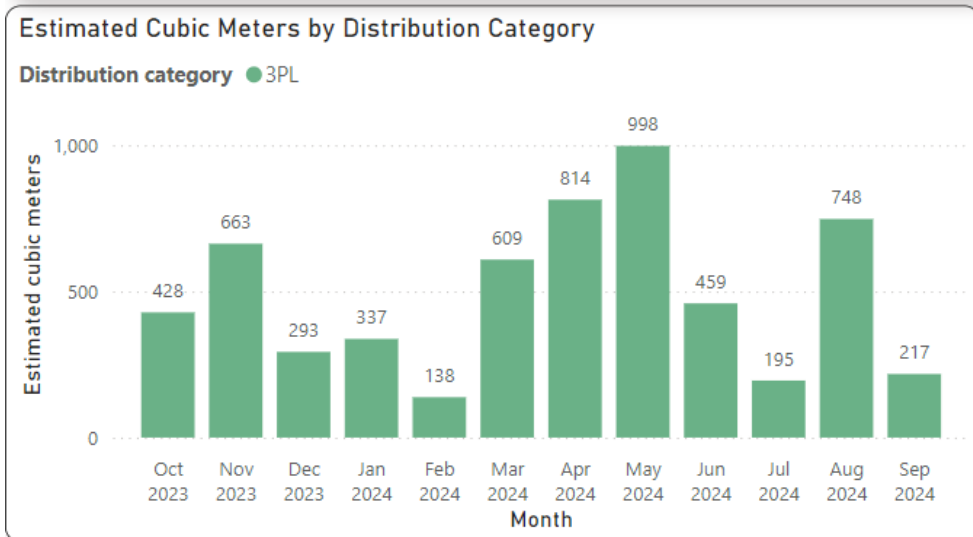
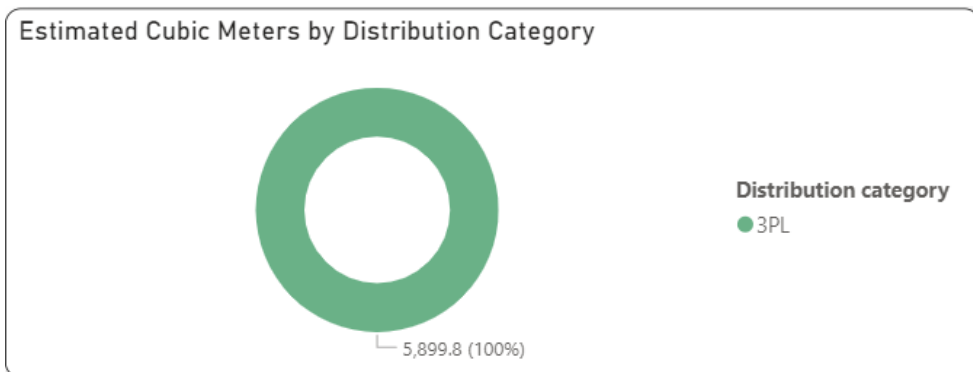
**SDPs Receiving Deliveries**  
**327**

**SDPs Serviced More Than Once**  
**301**

- 97% of deliveries were multi-drops and 3% were single drops.

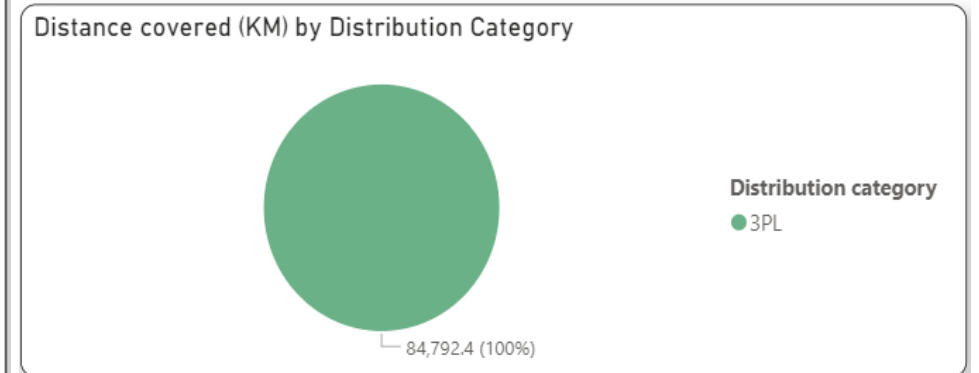
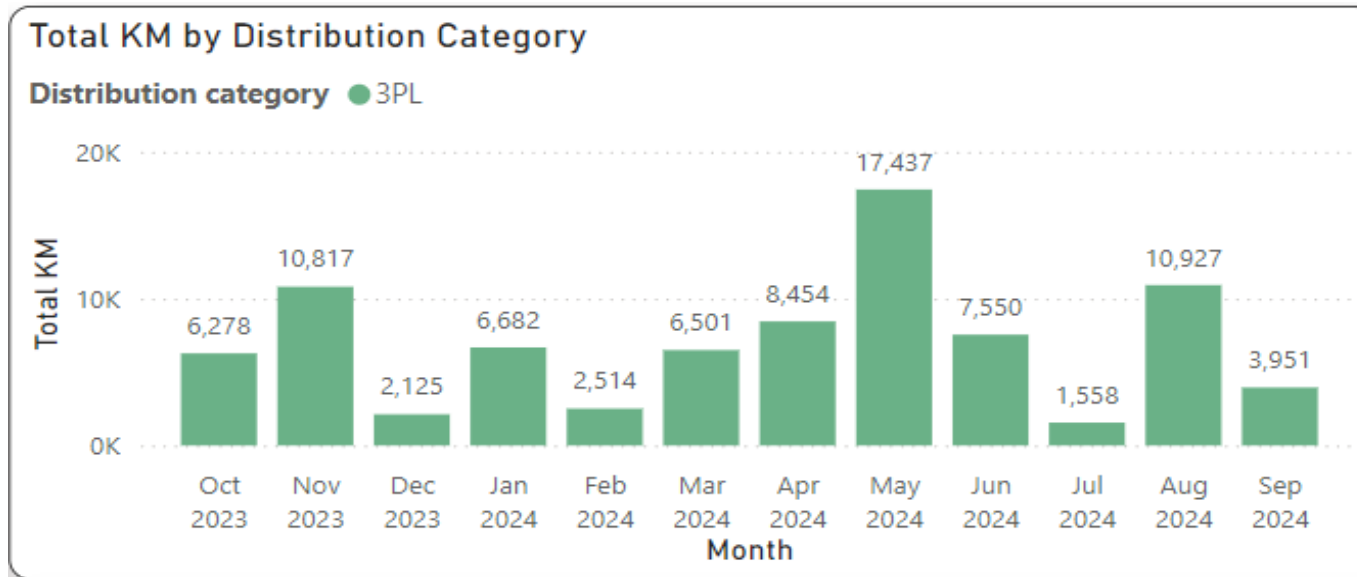
- An average of 27 facilities were visited per month, equating to 7 SDPs per week during the reporting period.

# Estimated cubic meters by distribution category - Luanshya



- 5,900 cubic meters of medical commodities were distributed from the Luanshya hub between Oct 2023 – Sept 2024 representing 58% of the total volume distributed.
- We observed an average of 492 cubic meters distributed per month and 123 per week.

## Kilometers covered by distribution category - Luanshya



- 3PL vehicles covered 84,792 kilometers from the Luanshya hub to distribute health commodities between Oct 2023 – Sept 2024.
- Translating into an average of 7,066 kilometers per month and 1,767 per week.



USAID Program for Advancing Supply Chain Outcomes (PASCO)